


Bulb LED Filament


PS-B35-5-14/27 PS-B35-4-14/27
 PS-B35L-5-14 PS-B35L-4-14
 PS-P45-5-14/27 PS-P45-4-14/27
 PS-A60-4-27 PS-A60-6.5-27
 PS-G125LF-4-27 PS-G125LF-6-27
 PS-ST64LF-4-27 PS-ST64LF-6-27





PRODUCT DESCRIPTION	FEATURES	DIMMING
<ul style="list-style-type: none"> ● Can replace 28W 40W/50W/60W/ 75W incandescent lamp ● Suitable for applications in the following places: supermarkets; warehouse; parking lots; schools; cafe bars; residential; etc. 	<ul style="list-style-type: none"> ● Flicker-free ● Fully glass shell, insulating and safe; ● High light-emitting efficiency, durable and non-brownish; ● Long lifespan:15.000h; ● Energy saving: 6-7 times the life of incandescent bulbs; ● Driver compatible with EMC 	<ul style="list-style-type: none"> ● Dimming ● No-dimming




Product specification 	Model type	PS-B35-5-14/27 PS-B35L-5-14	PS-B35-4-14/27 PS-B35L-4-14
	Input voltage	AC220-240v	
	Input current	0.04A	
	Frequency	50Hz	
	Power	5	4
	PF	>0.4	
	Dimmable	N.DIM/DIM	
	Nominal flux	470	470
	Average luminous flux	423	423
	RA	>80	
	CCT	2700±145K	
	Base	E14/E27	
	Size	ø35*98±2	
	IP rating	IP20	
	Material	Glass 80%+ 20% metal	
	Operating Temperature	-20°+40°	
	certificate	CE/RoHS	
Life span	15.000h		

Product specification 	Model type	PS-P45-5-14/27	PS-P45-4-14/27
	Input voltage	AC220-240v	
	Input current	0.04A	
	Frequency	50Hz	
	Power	5	4
	PF	>0.4	
	Dimmable	N.DIM/DIM	
	Nominal flux	470	470
	Average luminous flux	423	423
	RA	>80	
	CCT	2700±145K	
	Base	E14/E27	
	Size	ø45*75±2	
	IP rating	IP20	
	Material	Glass 80%+ 20% metal	
	Operating Temperature	-20°+40°	
	certificate	CE/RoHS	
Life span	15.000h		

Product specification 	Model type	PS-A60-4-27	PS-A60-6.5-27
	Input voltage	AC220-240v	
	Input current	0.04A	0.05A
	Frequency	50Hz	
	Power	4	6.5
	PF	≥0.5	
	Dimmable	N.DIM/DIM	
	Nominal flux	470	806
	Average luminous flux	423	726
	RA	>80	
	CCT	2725K±145K	
	Base	E27	
	Size	ø60*105±2	
	IP rating	IP20	
	Material	Glass 80%+ 20% metal	
	Operating Temperature	-20°+40°	
	certificate	CE/RoHS	
Life span	15.000h		

Product specification 	Model type	PS-G125LF-4-27	PS-G125LF-6-27
	Input voltage	AC220-240v	
	Input current	0.04A	0.05A
	Frequency	50Hz	
	Power	4	6
	PF	≥0.5	
	Dimmable	N.DIM/DIM	
	Nominal flux	470	806
	Average luminous flux	423	726
	RA	>80	
	CCT	2725K±145K	
	Base	E27	
	Size	ø125*178±3	
	IP rating	IP20	
	Material	Glass 80%+ 20% metal	
	Operating Temperature	-20°+40°	
	certificate	CE/RoHS	
Life span	15.000h		



Product specification 	Model type	PS-ST64LF-4-27	PS-ST64LF-6-27
	Input voltage	AC220-240v	
	Input current	0.04A	0.05A
	Frequency	50Hz	
	Power	4	6
	PF	≥0.5	
	Dimmable	N.DIM/DIM	
	Nominal flux	470	600
	Average luminous flux	423	550
	RA	>80	
	CCT	2725K±145K	
	Base	E27	
	Size	Ø64*140±3	
	IP rating	IP20	
	Material	Glass 80%+ 20% metal	
	Operating Temperature	-20°+40°	
	certificate	CE/RoHS	
Life span	15.000h		