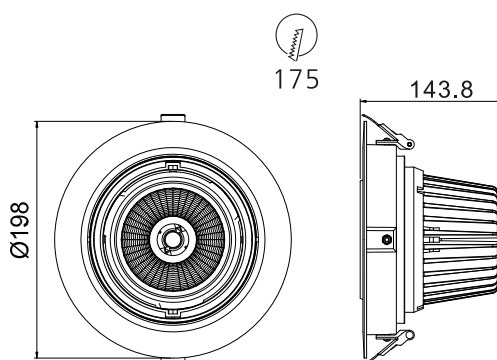


Ceiling recessed LED spotlight

PS-DL101(II)-40W

Reflector



Technical Parameters

Name	Parameters
Light source:	COB
Input Voltage:	AC220~240V 50/60Hz
LED Current:	1000mA (35-37V)
Rated life:	>50,000 hours
Operating temperature:	-20°-40°
Storage temperature:	-30°-60°
Certificate:	TUV/CE/RoHS
Dimmability:	Dimmable Optional
Weight:	1.2KG
Warranty:	5 Years



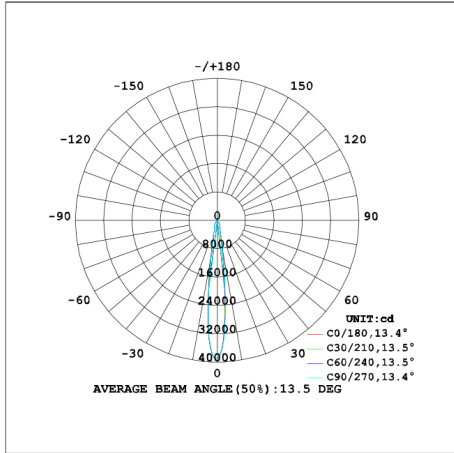
Ordering Information

● White+Black

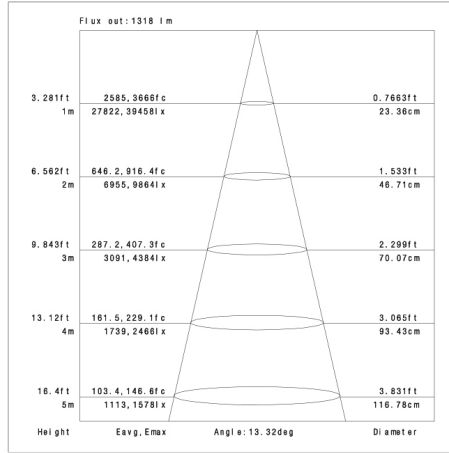
Power	CRI	Beam Angle	Luminous	CCT	Housing	Part Number
40W	>80	▲15°	4213 lm	3000K	●	PS-DL101-40W-830-W-15-02
			4330 lm	4000K	●	PS-DL101-40W-840-W-15-02
		▲20°	4256 lm	3000K	●	PS-DL101-40W-830-W-20-02
			4270 lm	4000K	●	PS-DL101-40W-840-W-20-02
		▲45°	4252 lm	3000K	●	PS-DL101-40W-830-W-45-02
			4274 lm	4000K	●	PS-DL101-40W-840-W-45-02
	>90	▲15°	3475 lm	3000K	●	PS-DL101-40W-930-W-15-02
			3649 lm	4000K	●	PS-DL101-40W-940-W-15-02
		▲20°	3375 lm	3000K	●	PS-DL101-40W-930-W-20-02
			3544 lm	4000K	●	PS-DL101-40W-940-W-20-02
		▲45°	3363 lm	3000K	●	PS-DL101-40W-930-W-45-02
			3531lm	4000K	●	PS-DL101-40W-940-W-45-02

Technical Data test pattern

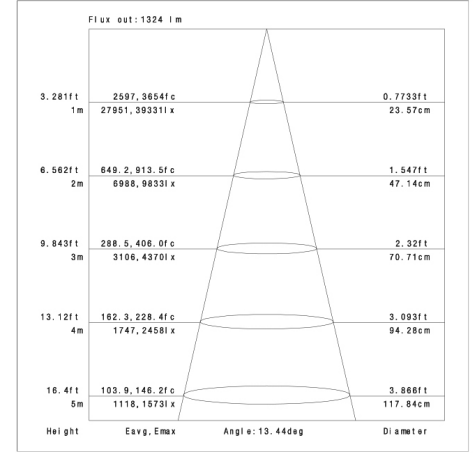
CRI80 15°



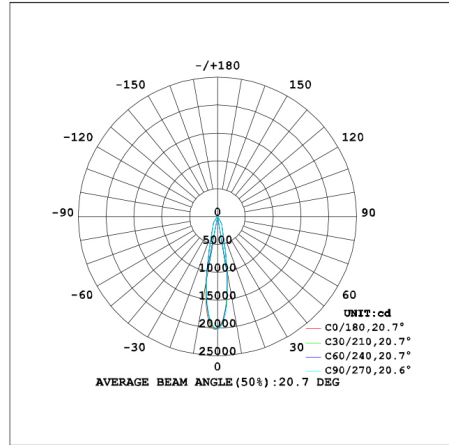
3000K



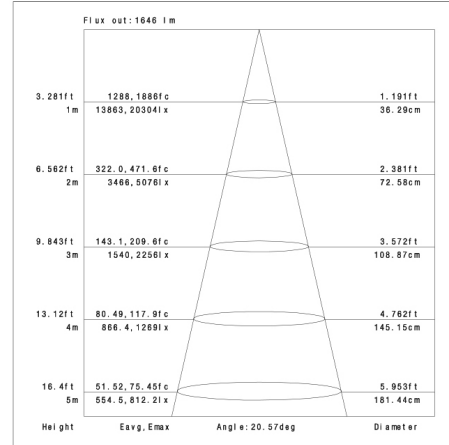
4000K



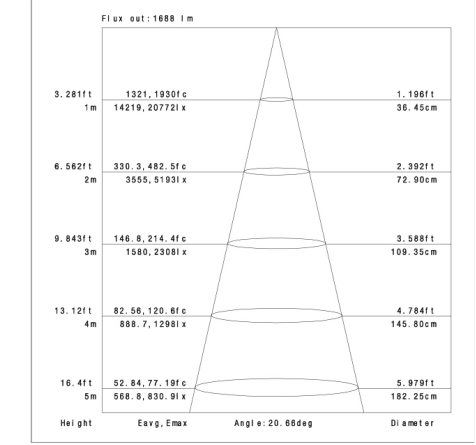
CRI80 20°



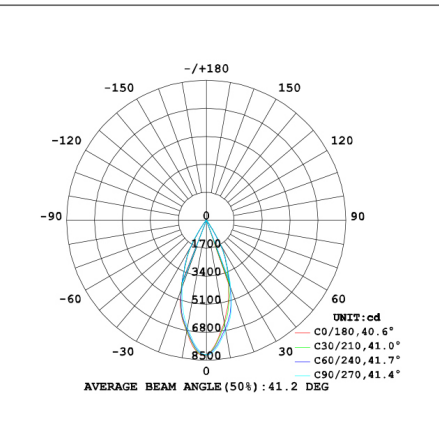
3000K



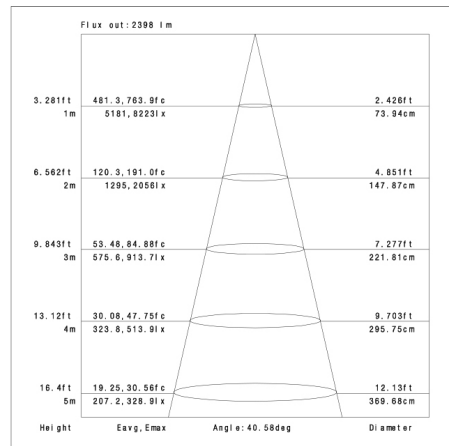
4000K



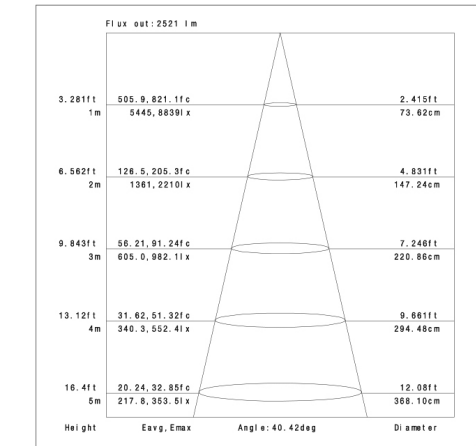
CRI80 45°



3000K

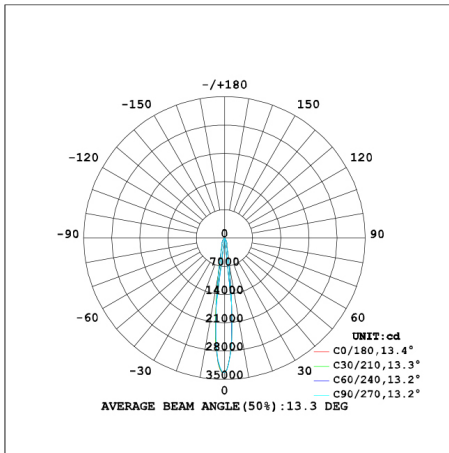


4000K

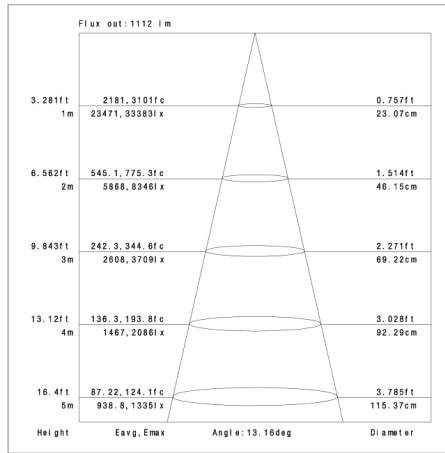




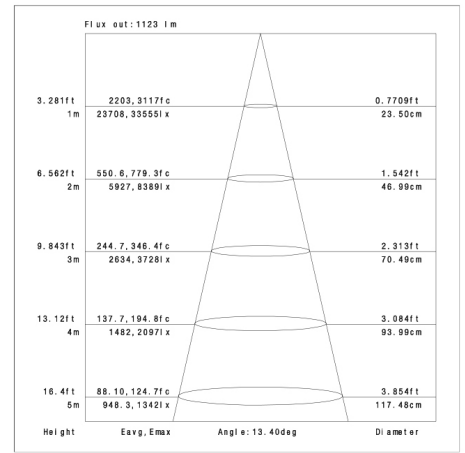
CRI90 15°



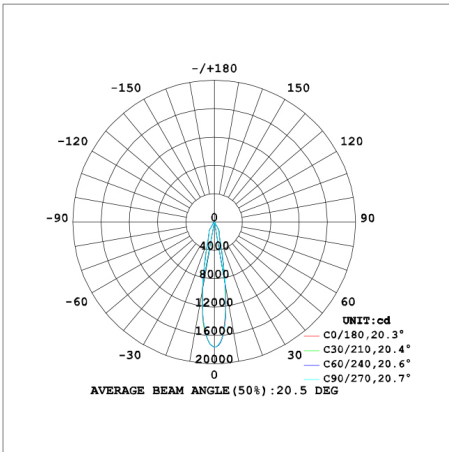
3000K



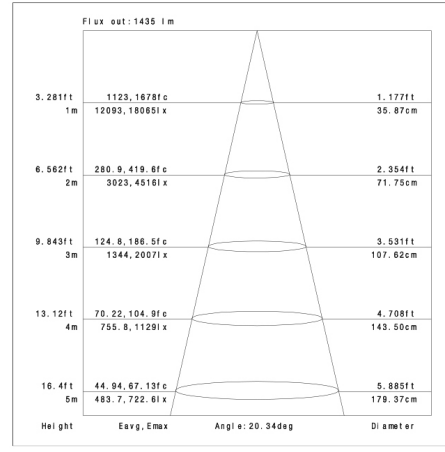
4000K



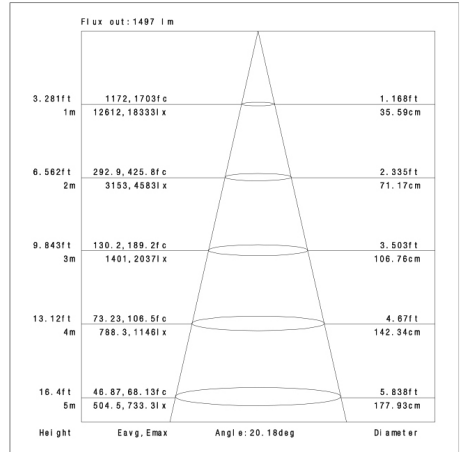
CRI90 20°



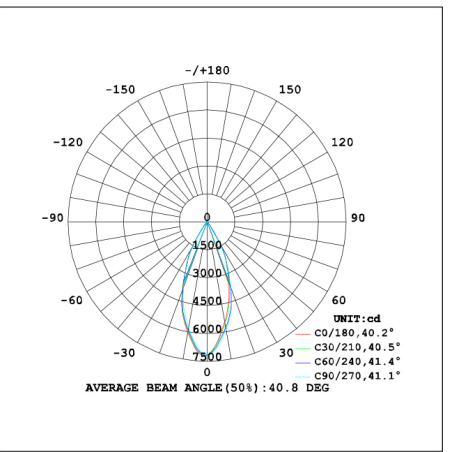
3000K



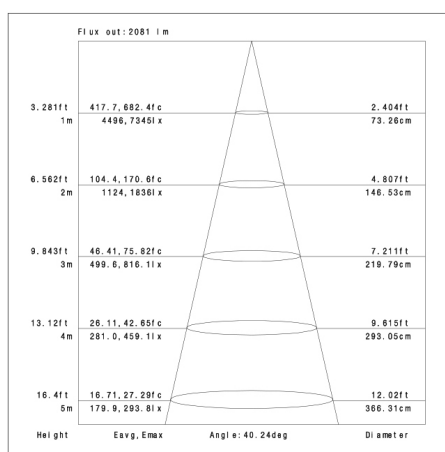
4000K



CRI90 45°



3000K



4000K

